

**Evaluation Pattern**  
**(Std IX)**  
**(My English Coursebook LL)**

- \* Written paper - 100 Marks
  - \* The difficulty wise distribution of marks in a 100 marks paper should be :  
40 : Easy    40 : Medium - range    20 : Challenging
- A set of each type of questions is provided with this presentation. The teacher may design her / his question paper by using a judicious combination of the question types. A specimen format has been given here for reference only.
- \* There will be no internal options in writing skill.

**Format of Paper**

Q.1 (A) Language Study	<b>16 Marks</b>
(B) Language Study	<b>04 Marks</b>
Q.2 (A) Prose (Seen Passage) -	<b>10 Marks</b>
(B) Prose (Seen Passage) -	<b>10 Marks</b>
Q.3 (A) Poem for comprehension.	<b>05 Marks</b>
(B) Poem for Appreciation.	<b>10 Marks</b>
Q.4 (A) Unseen Passage (1 x 10)	<b>10 Marks</b>
(B) Summary/Precis of another unseen Passage (1 x 5)	<b>05 Marks</b>
Q.5 (A) Letter Writing (Formal - Informal)	<b>05 Marks</b>
(B) Dialogue Writing	<b>05 Marks</b>
Q.6 (A) Information Transfer	<b>05 Marks</b>
(Leaflet, Note making, Fact file, Do's and Don'ts)	
(B) Expand the theme.	<b>05 Marks</b>
Q.7 (A) Live English	<b>05 Marks</b>
(B) Translation	<b>05 Marks</b>

## Marks Distribution

### Q.1 (A) Language Study

**16 Marks**

1. Copy the words.

02 Marks

8 words (minimum 5 letter words)

2. Copy the sentences correctly.

02 Marks

4 sentences - Capitalization, Punctuation Marks

\* Simple Statement

\* Question

\* Exclamation

\* Simple statement with contracted forms.

3. Put the words in alphabetical order.

02 Marks

(a) Words beginning with different letters

(b) Words beginning with same letters

(4 words each)

4. Punctuate the following (2 sentences).

02 Marks

Use of quotation marks, commas, apostrophe, capitalization, full-stop, question mark, exclamation mark.

5. Make four words each (minimum 3 letters) using the letters in the given word.

02 Marks

6. Spot the error and write the correct sentence.

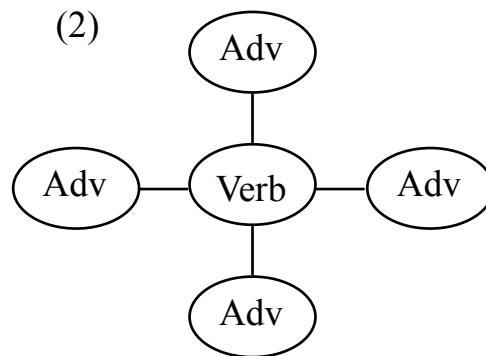
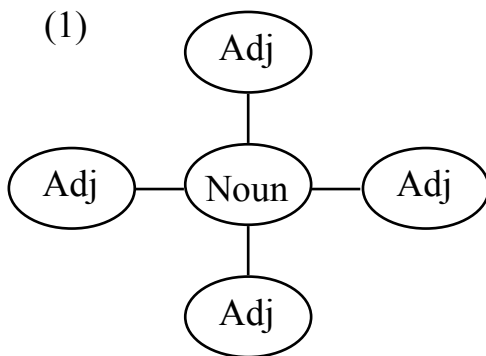
02 Marks

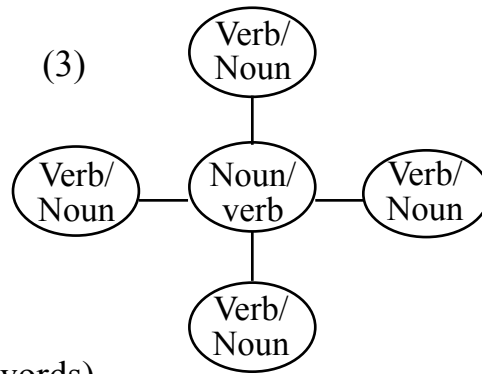
\* Subject - verb agreement (be, do, have, third person, singular)

\* Using the correct verb form.

7. Write related words.

03 marks





8. Word chains (5 words). 01 Mark

(B) Do as directed. **04 Marks**

(1) Make meaningful sentences by using given phrases. 01 Mark

(2) Word formation. 02 Marks

(Add a prefix or suffix to make new words and use it in your own sentences)

(3) Make the sentence bigger by adding a clause. 01 Mark

Q.2 (A-B) Seen Passages (2 x 10) **20 Marks**

(A1) Simple Factual 02 Marks

(A2) Complex Factual 02 Marks

(A3) Vocabulary based 02 Marks

(A4) Grammar (Language Study) based 02 Marks

(A5) Open ended / Personal response 02 Marks

Q.3 (A) Poem for comprehension. **05 Marks**

(A1) Simple Factual 02 Marks

(A2) Complex Factual 02 Marks

(A3) Vocabulary based/Poetic device 01 Mark

(B) Poem for Appreciation. **10 Marks**

\* Title 01 Mark

\* Author 01 Mark

\* Rhyme scheme 01 Mark

\* Favourite line/lines (Any 2) 01 Mark

\* Theme / Central Idea (At least 2 to 3 lines) 02 Marks

\* Figure of speech (Any 1) 01 Mark

- \* Special Features (Type of the poem, Imagery, Implied meaning if any) -(At least 5 to 6 lines) 02 Marks
- \* Why I like/don't like the poem 01 Mark

**Q.4 (A) Unseen passage. 10 Marks**

- (A1) Simple Factual 02 Marks
- (A2) Complex Factual 02 Marks
- (A3) Vocabulary based 02 Marks
- (A4) Language Study 02 Marks
- (A5) Open ended/Personal response 02 Marks

**(B) Summary of another unseen passage. 05 Marks**

- Suggest/Write a title. 01 Mark
- Central idea/Theme. 02 Marks
- Use of appropriate language. 02 Marks

**Q.5 (A) Letter Writing. 05 Marks**

Formal		Informal	
* Date	}	Date	}
* Sender's address		Sender's place	
* Salutation	}	Salutation	- 1/2 Mark
* Closing		Closing	- 1/2 Mark
* Main body	- 2 1/2 Marks	Main body	- 2 1/2 Marks
* Subject	- 1/2 Mark	Grammar	- 1 Mark
* Grammar	- 1 Mark		

(B) Dialogue Writing. **05 Marks**

(a) Prepare a dialogue from the jumbled sentences (4 sentences) 01 Mark

(b) Complete the dialogue. 01 Mark

(Any 2 questions from Chit - Chat)

(c) Write a dialogue on given theme. 03 Marks

(Any one theme from Chit - Chat)

minimum 3 meaningful exchanges)

Q.6 (A) Information Transfer. **05 Marks**

\* Read and present in a graphic form.

(Chart, tree - diagram, flow - chart, note making, Do's and Don'ts etc.)

\* Observe the graphic and describe.

Verbal to non-verbal

Non-verbal to verbal

• Title 01 Mark

• Title 01 Mark

• Use of proper layout 01 Mark

• Use of given points 02 Marks

• Covering all points 02 Marks

• Grammar 01 Mark

• Appropriate vocabulary 01 Mark

• Layout and conclusion 01 Mark

(B) Expand the theme. **05 Marks**

(Activities from Warming up and English workshop writing)

• Based on given proverb

• Description of place, person, situation

• Story with beginning/middle/end

Title and Beginning 01 Mark

Conclusion 01 Mark

Use of given points 01 Mark

Additional points 01 Mark

Grammar 01 Mark

Q.7 (A) Live English - ICT related activities. **05 Marks**

For example, Wrapper, Leaflet, Form filling, Reporting,  
Advertisement, Review of film/serial/TV show

Following the instructions 01 Mark

Appropriate layout 01 Mark

Covering all points 02 Marks

Accuracy 01 Mark

(B) Translation. **05 Marks**

\* Words (English into Marathi) 01 Mark

\* Sentences (English into Marathi)  
(1 sentence and 1 idiom/proverb) 02 Marks

\* Sentences (Marathi into English) 02 Marks